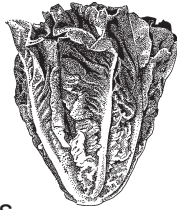


## Lettuce

Lettuce is one of the oldest known vegetables, with hundreds of varieties to choose from in a wide range of sizes, colors, textures and tastes.

Lettuce is one of the easiest, fastest and earliest crops for the home gardener. It doesn't require a lot of space and does best in cool weather – spring and fall in Wisconsin. Plant seeds in the garden as early as 4 to 6 weeks before the average date of last frost in well-worked soil with good drainage and moisture retention. For a fall crop plant seeds in late August and September. Sow seeds ¼ inch deep and space rows 12 inches apart. Thin to 4-6" apart when the seedlings are large enough to handle.



As lettuce grows you can selectively harvest outer leaves, leaving the inner leaves to develop, or harvest the entire plant at maturity by cutting it off at ground level.

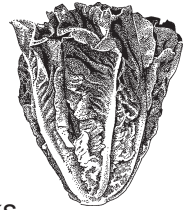
Provided by  
[wimastergardener.org](http://wimastergardener.org)



## Lettuce

Lettuce is one of the oldest known vegetables, with hundreds of varieties to choose from in a wide range of sizes, colors, textures and tastes.

Lettuce is one of the easiest, fastest and earliest crops for the home gardener. It doesn't require a lot of space and does best in cool weather – spring and fall in Wisconsin. Plant seeds in the garden as early as 4 to 6 weeks before the average date of last frost in well-worked soil with good drainage and moisture retention. For a fall crop plant seeds in late August and September. Sow seeds ¼ inch deep and space rows 12 inches apart. Thin to 4-6" apart when the seedlings are large enough to handle.



As lettuce grows you can selectively harvest outer leaves, leaving the inner leaves to develop, or harvest the entire plant at maturity by cutting it off at ground level.


Provided by  
[wimastergardener.org](http://wimastergardener.org)



## Lettuce

Lettuce is one of the oldest known vegetables, with hundreds of varieties to choose from in a wide range of sizes, colors, textures and tastes.

Lettuce is one of the easiest, fastest and earliest crops for the home gardener. It doesn't require a lot of space and does best in cool weather – spring and fall in Wisconsin. Plant seeds in the garden as early as 4 to 6 weeks before the average date of last frost in well-worked soil with good drainage and moisture retention. For a fall crop plant seeds in late August and September. Sow seeds ¼ inch deep and space rows 12 inches apart. Thin to 4-6" apart when the seedlings are large enough to handle.



As lettuce grows you can selectively harvest outer leaves, leaving the inner leaves to develop, or harvest the entire plant at maturity by cutting it off at ground level.

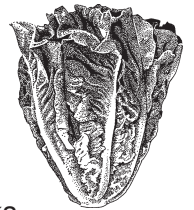
Provided by  
[wimastergardener.org](http://wimastergardener.org)



## Lettuce

Lettuce is one of the oldest known vegetables, with hundreds of varieties to choose from in a wide range of sizes, colors, textures and tastes.

Lettuce is one of the easiest, fastest and earliest crops for the home gardener. It doesn't require a lot of space and does best in cool weather – spring and fall in Wisconsin. Plant seeds in the garden as early as 4 to 6 weeks before the average date of last frost in well-worked soil with good drainage and moisture retention. For a fall crop plant seeds in late August and September. Sow seeds ¼ inch deep and space rows 12 inches apart. Thin to 4-6" apart when the seedlings are large enough to handle.



As lettuce grows you can selectively harvest outer leaves, leaving the inner leaves to develop, or harvest the entire plant at maturity by cutting it off at ground level.

Provided by  
[wimastergardener.org](http://wimastergardener.org)



## Additional Resources

### Lettuce

- Article on using lettuce as an ornamental on the MG website at <http://wimastergardener.org/article/lettuce-shows/>
- UW-Extension Pub. A1989, *The Vegetable Garden*, at <http://learningstore.uwex.edu/Vegetable-Garden-The-P518.aspx>

## Additional Resources

### Lettuce

- Article on using lettuce as an ornamental on the MG website at <http://wimastergardener.org/article/lettuce-shows/>
- UW-Extension Pub. A1989, *The Vegetable Garden*, at <http://learningstore.uwex.edu/Vegetable-Garden-The-P518.aspx>

## Additional Resources

### Lettuce

- Article on using lettuce as an ornamental on the MG website at <http://wimastergardener.org/article/lettuce-shows/>
- UW-Extension Pub. A1989, *The Vegetable Garden*, at <http://learningstore.uwex.edu/Vegetable-Garden-The-P518.aspx>

## Additional Resources

### Lettuce

- Article on using lettuce as an ornamental on the MG website at <http://wimastergardener.org/article/lettuce-shows/>
- UW-Extension Pub. A1989, *The Vegetable Garden*, at <http://learningstore.uwex.edu/Vegetable-Garden-The-P518.aspx>

## Lettuce

Lettuce is one of the oldest known vegetables, with hundreds of varieties to choose from in a wide range of sizes, colors, textures and tastes.

Lettuce is one of the easiest, fastest and earliest crops for the home gardener. It doesn't require a lot of space and does best in cool weather – spring and fall in Wisconsin. Plant seeds in the garden as early as 4 to 6 weeks before the average date of last frost in well-worked soil with good drainage and moisture retention.



For a fall crop plant seeds in late August and September. Sow seeds ¼ inch deep and space rows 12 inches apart. Thin to 4-6" apart when the seedlings are large enough to handle.

As lettuce grows you can selectively harvest outer leaves, leaving the inner leaves to develop, or harvest the entire plant at maturity by cutting it off at ground level.

*Provided by*  
[wimastergardener.org](http://wimastergardener.org)



## Lettuce

Lettuce is one of the oldest known vegetables, with hundreds of varieties to choose from in a wide range of sizes, colors, textures and tastes.

Lettuce is one of the easiest, fastest and earliest crops for the home gardener. It doesn't require a lot of space and does best in cool weather – spring and fall in Wisconsin. Plant seeds in the garden as early as 4 to 6 weeks before the average date of last frost in well-worked soil with good drainage and moisture retention.



For a fall crop plant seeds in late August and September. Sow seeds ¼ inch deep and space rows 12 inches apart. Thin to 4-6" apart when the seedlings are large enough to handle.

As lettuce grows you can selectively harvest outer leaves, leaving the inner leaves to develop, or harvest the entire plant at maturity by cutting it off at ground level.

*Provided by*  
[wimastergardener.org](http://wimastergardener.org)



## Lettuce

Lettuce is one of the oldest known vegetables, with hundreds of varieties to choose from in a wide range of sizes, colors, textures and tastes.

Lettuce is one of the easiest, fastest and earliest crops for the home gardener. It doesn't require a lot of space and does best in cool weather – spring and fall in Wisconsin. Plant seeds in the garden as early as 4 to 6 weeks before the average date of last frost in well-worked soil with good drainage and moisture retention.



For a fall crop plant seeds in late August and September. Sow seeds ¼ inch deep and space rows 12 inches apart. Thin to 4-6" apart when the seedlings are large enough to handle.

As lettuce grows you can selectively harvest outer leaves, leaving the inner leaves to develop, or harvest the entire plant at maturity by cutting it off at ground level.

*Provided by*  
[wimastergardener.org](http://wimastergardener.org)



## Lettuce

Lettuce is one of the oldest known vegetables, with hundreds of varieties to choose from in a wide range of sizes, colors, textures and tastes.

Lettuce is one of the easiest, fastest and earliest crops for the home gardener. It doesn't require a lot of space and does best in cool weather – spring and fall in Wisconsin. Plant seeds in the garden as early as 4 to 6 weeks before the average date of last frost in well-worked soil with good drainage and moisture retention.



For a fall crop plant seeds in late August and September. Sow seeds ¼ inch deep and space rows 12 inches apart. Thin to 4-6" apart when the seedlings are large enough to handle.

As lettuce grows you can selectively harvest outer leaves, leaving the inner leaves to develop, or harvest the entire plant at maturity by cutting it off at ground level.

*Provided by*  
[wimastergardener.org](http://wimastergardener.org)

